“

”

□ √

□ √

□ √

□ √

√ □

□ √

□ √

√ □

2.

“ ”

3.

1.

8 7 3

2.

“ ”“ ”

,

“ ”

, ,

,

“ · 2021 ”

2021

“ ”



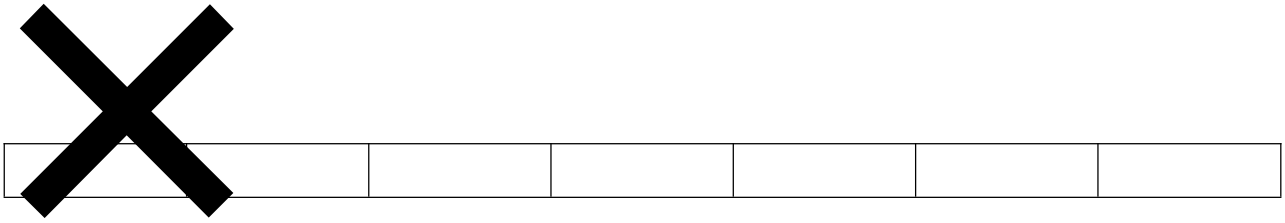

□ √

√ □

□ √

√ □

□ √

□ √

√ □

√ □

√ □

“ ”

“ ”

√ □

“ ”

“ ” “ ”

□ √

√ □

□ √

□ √

□ √

□ √

□ √

□ √

√ □

□ √

□ √

1.

3-5 “ ”“

”

“ ”

“ ” “ ”

2.

, , , ,

“ ”

3.

ط ٤ ـ ـ ـ ٦

□ √

□ √

□ √

□ √

□ √

□ √

□ √

□ √

□ √

“ ”

□ √

“ ”

□ √

□ √

□ √

□ √

□ √

□ √

□ √

□ √

□ √

□ √

√ □

□ √

□ √

□ √

□ √

□ √

		[redacted]			

√ □

□ √

□ √

□ √

√ □

□ √

□ √

□ √

□ √

□ √

□ √

□ √

□ √

□ √

√ □

□ √

□ √

□ √

√ □

1. “ ” 8.90 /

2.2021 5 21 2020 2020

“ ” 8.90 /

8.88 / 2021 7 21

2021-030

√ □

□ √

2021 6 25 2021 329

□ √

□ √

“ ”

“ ”

“ ”

“ ”

“ ”

“ ”

“ ”

“ ”

“ ”

“ ”		
“ ”		
“ ”		
“ ”		
“ ”		
“ ”		
“ ”		
“ ”		
“ ”		
“ ”		

“ ”															

“ ”												

“ ” “ ”

2007 12 27 2012 3 31

2011

8 31 533,243,874.40 1:0.6507 34,700 34,700

[2016]1305

2016 7 25 11,570.00 2016 8 5

46,270.00 46,270.00

2016 2,313.50

48,583.50 48,583.50

2017 38,866.80

87,450.30 87,450.30

2018 2018

442.00 87,008.30

2018 4,372.51

91,380.81 91,380.81

2021 12 31 96,318.64 96,318.64

91420000670357025U

Lorem ipsum dolor sit amet, consectetur adipiscing elit.

Sed do eiusmod tempor incididunt ut labore et dolore magna aliqua. Ut enim ad minim veniam, quis nostrud exercitation ullamco laboris nisi ut aliquip ex ea commodo consequat.

Duis aute irure dolor in reprehenderit

In voluptate velit esse cillum dolore eu fugiat nulla pariatur. Excepteur sint occaecat cupidatat non proident, sunt in culpa qui officia deserunt mollit anim id est laborum.

- Curabitur pretium tincidunt lacus.
- Nulla gravida orci a odio.
- Nullam varius, turpis et commodo pharetra.
- Est eros bibendum elit, nec luctus magna felis sollicitudin mauris.
- Integer in mauris eu nibh euismod gravida.

Duis ac tellus et risus vulputate vehicula. Donec lobortis risus a elit. Etiam tempor. Ut ullamcorper, ligula eu tempor congue, eros est euismod turpis, id tincidunt sapien risus a quam. Maecenas fermentum consequat mi. Donec fermentum. Pellentesque malesuada nulla a mi. Duis sapien sem, aliquet nec, commodo eget, consequat quis, neque. Aliquam faucibus, elit ut dictum aliquet, felis nisl adipiscing sapien, sed malesuada diam lacus eget erat. Cras mollis scelerisque nunc. Nullam arcu. Aliquam consequat. Curabitur augue lorem, dapibus quis, laoreet et, pretium ac, nisi. Aenean magna nisl, mollis quis, molestie eu, feugiat in, orci. In hac habitasse platea dictumst.

	%	%
0-6 6		
6 -1 1	0.5	0.5
1 2 2	10	10
2 3 3	30	30
3 5 5	80	80
5	100	100

	%	%
0-6 6		
6 -1 1	0.5	0.5
1 2 2	10	10
2 3 3	30	30
3 5 5	80	80
5	100	100

“ 6
”

1.

2.



□ √

√ □

□ √

□ √

1

2

3

□ √

□ √

22,713,778.00

		(%)
	35,416,660.00	18.78%
	25,231,413.41	13.38%
	24,341,433.50	12.90%
	23,513,088.44	12.47%
	13,647,374.67	7.24%
	122,149,970.02	64.76%

□ √

□ √

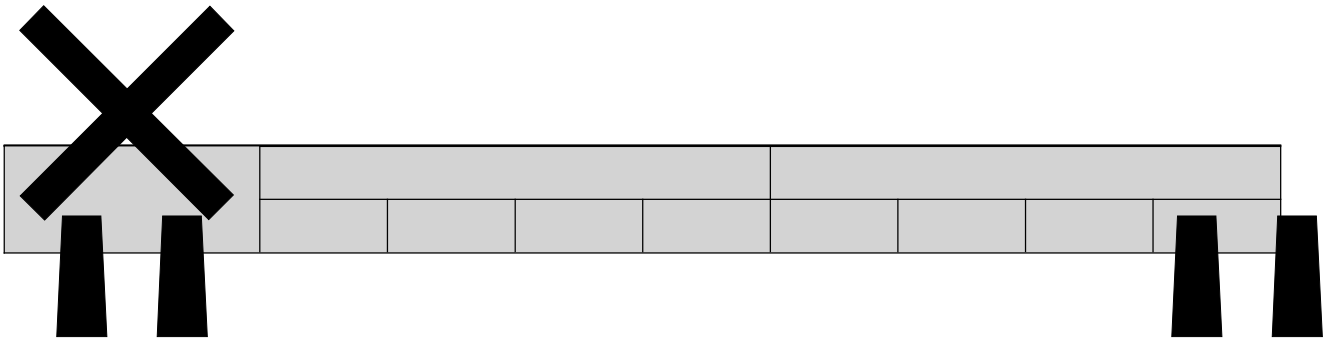

’ ╥

	—	—	—	—

□ √

	—	—	—	—

□ √

√ □

□ √

#		

□ √

□ √

□ √

# #		

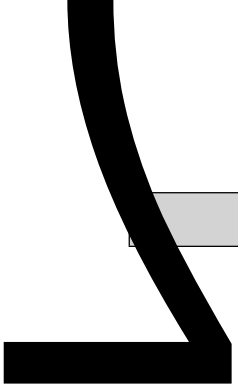

1 6 0

266,947,080.98 426,234.43

1 6 0 439,478,600.00 49,379,618.00

379,452,600.00

	2020/4/10		0.5% 7.40%	100 \	8,189,312.00	818,931,200.00	2026/4/9	2020 10 16 2026 4 9	2021 6 30 4,394,786.00 49,379,618

8

“ ”		
“ ”		
“ ”		
“ ”		
“ ”		
“ ”		
“ ”		
“ ”		
“ ”		
“ ”		

√ □

1 6 0 0.9335448

□ √

ج

□ √

□ √

□ √

	34,343,097.64	8,788,086.77	43,131,184.41	20,519,886.18	3,340,712.76	23,860
		1,199,023.23	1,199,023.23		4,180,081.30	4,180
		217,049,654.00	217,049,654.00		233,824,349.18	233,824
		74,112,781.61	74,112,781.61		72,669,096.93	72,669
	34,343,097.64	301,149,545.61	335,492,643.25	20,519,886.18	314,014,240.17	334,534

			293,250.85	740,362.27

			84,000.00	100,324.53
			377,250.85	840,686.80

		Q~ '

□ √

□ √

□ √





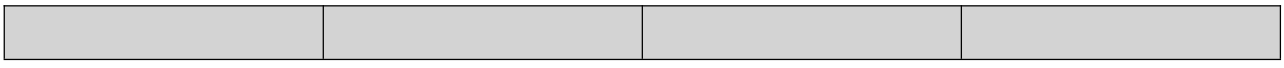

□ √

□ √

□ √

	——	——	——	——

□ √

~